



# EVOLUTION

Surgical procedures have evolved...



So have we.

ELECTRO-HYDRAULIC SURGICAL TABLE  
T1000 SERIES

**AMTAI**  
USA

# AESTHETICS TECHNOLOGY ERGONOMICS MATERIAL

## Versatility Comfort Intelligence Reliability

The T1000 series sets a new precedent in its achievement of an innovative, compact design while maintaining enough clinical versatility to accommodate surgical procedures in nearly all fields, including urology, neurology, orthopedics, and cardiology.

Designed to simplify patient positioning, the table also features a notably sturdy and low-profile base, ensuring surgeon comfort, thus reducing fatigue during long procedures.

The ergonomic hand pendant is backlit, facilitating its operation during endoscopic surgery.

The intelligent design of the table provides benefits such as remarkable C-arm access, self diagnosis with instant error code display, and the prevention of sectional conflict.

In addition to the durable and rust-free components, the T1000 also incorporates several fail-safe functions to ensure its continuous operation:

AC Power → DC Power

Hand Pendant → Override Control System

Hydraulic Power Unit → Foot Pump

Valve Motor → Position Selector Knob

(for tables without slide function only)

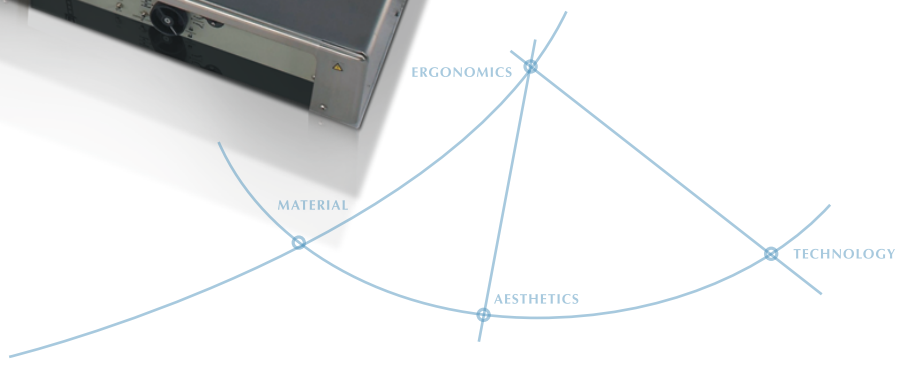
Complete Failure of Electrical System → Manual Hydraulic System

(for tables without slide function only)

Another critical safety feature is the use of pilot check valves directly on the hydraulic cylinders to prevent the table top from drifting down in the event of hydraulic tube rupture.



Basic Model	Optional Functions (multiple choice)				Voltage (single choice)	
T1000	S: table slide	K: kidney elevator	P: foot pump	N: low profile	.1: 110 Vac	.2: 220 Vac



# VERSATILE, EASY-TO-USE & INNOVATIVE

## 1000 lb (454 kg) Patient Weight Rating

Superior weight capacity throughout all articulations. When the table is in reverse orientation, the weight capacity drops to 600 lb (273 kg).

## 12.2" (31cm) Longitudinal Slide

12.2" Longitudinal Slide with slim central column and low-profile base facilitate maximum C-arm access.

## Double-joint Head Section

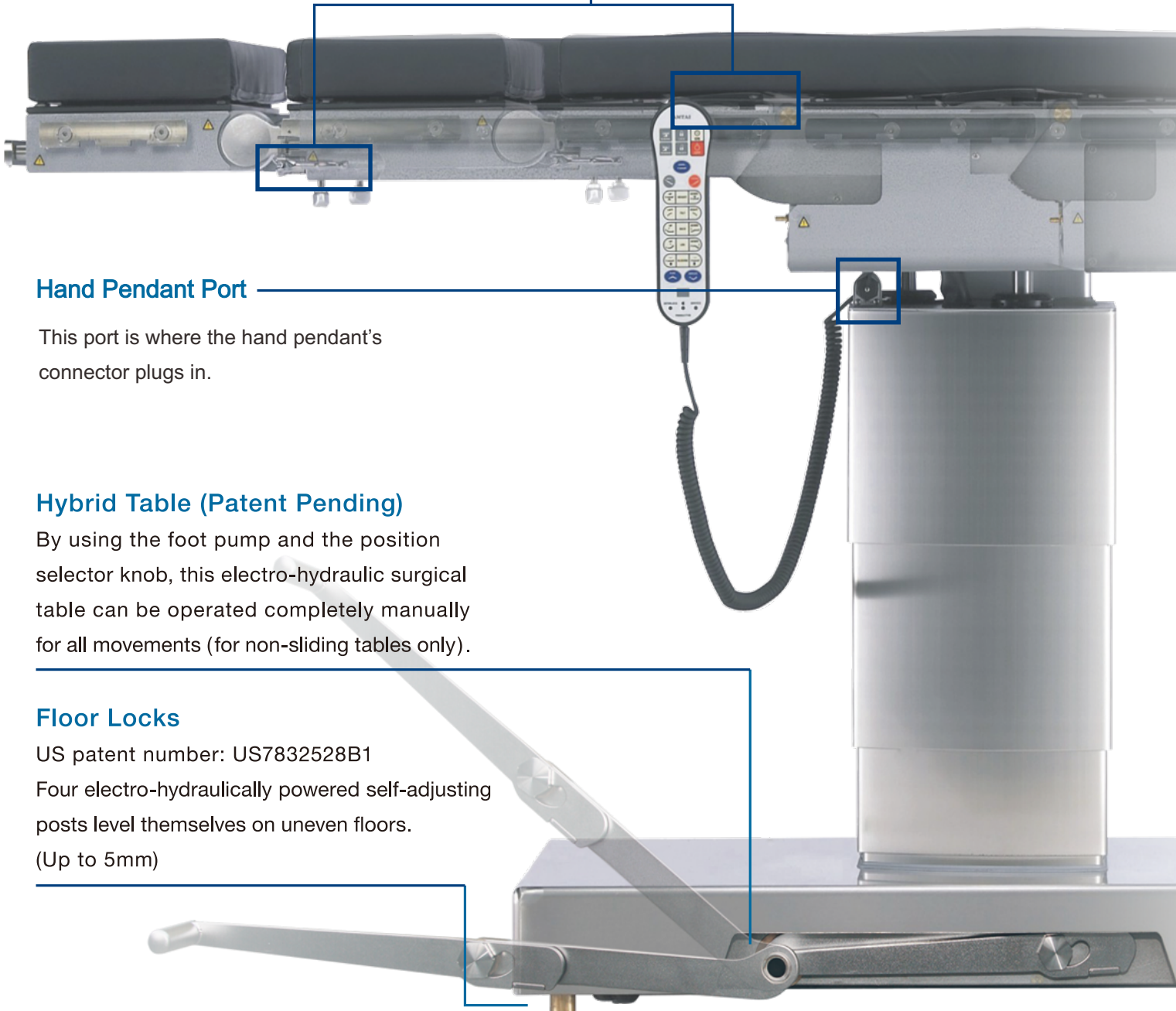
Instead of a regular head section, a double-joint head section can be used.

## Pressure Relief Mattresses

The weld-seam mattresses, which are watertight, flame-retardant, antistatic and antibacterial, disperse pressure thus preventing patient bed-sores. When using a C-arm, the 6 cm thick mattress gives the best balance between pressure management and X-ray attenuation, which protects the surgical team from radiation overdose.

## Kidney Elevator

Made of carbon fiber for X-ray translucency, the kidney elevator is manually operated with a built-in ratchet wrench so that pressure on the patient can be monitored.



## Hand Pendant Port

This port is where the hand pendant's connector plugs in.

## Hybrid Table (Patent Pending)

By using the foot pump and the position selector knob, this electro-hydraulic surgical table can be operated completely manually for all movements (for non-sliding tables only).

## Floor Locks

US patent number: US7832528B1

Four electro-hydraulically powered self-adjusting posts level themselves on uneven floors.

(Up to 5mm)




### Override System

The override control system allows operation of basic table functions from the non-sterile area should the hand pendant become inoperative.



### Override System


For tables without slide, the override control system with the manual selector knob of rotary valve (Patent No.: US 8,459,173 B2) allows operation of all table movements from the non-sterile area should the hand pendant become inoperative.



(table with slide)


### Foot Pump

A second source of hydraulic power (available in all models)




### Self-diagnosis with Instant Error Code Display

When the Service LED on the hand pendant is lit, the battery level indicator on the base panel displays a service code used for diagnosis.



### Built-in X-ray Cassette Channels

Having 14" wide X-ray cassette channels beneath all sections eliminates the need for X-ray tabletops, thus making tabletop articulations possible and increasing patient safety.



### Quick Release Plate

With the plate removed, it facilitates the use of Auvard weighted speculum and Da Vinci Robotic Surgical System during OB/GYN (obstetrics and gynecology) procedures.

### Leg Section can be articulated up to 80° and down to 105° (US patent number: US7979932B2)

Constructed of a short hinged section and a detachable extension, the leg section offers maximum C-arm and patient access when the extension is removed. The carbon-fiber short leg plate can be easily removed by use of quick release lock to provide total unobstructed access during OB/GYN procedures.

### Safety Side Rail

Safety side rails prevent accessory sockets from dropping.

### Emergency Stop Button

The red OFF button can be pushed to stop unexpected table movement caused by a stuck button.

### Tabletop Leveling

Tabletop is always leveled according to the Earth's gravitational force.

### Hand Pendant

- ◆ The hand pendant's backlit display illuminates the buttons, an essential feature for endoscopic surgery.
- ◆ The intelligent patient orientation function interprets positioning commands automatically according to the selected orientation.
- ◆ Functions such as LOCK, UNLOCK, LEVEL, FLEX, and REFLEX (beach chair) help to quickly and safely position the patient.
- ◆ Most of the possible sectional conflicts are paused by the control system. The user is informed by the INTERLOCK indicator light and a warning sound.



## Gynecology and Laparoscopy



## Urology Lithotomy Position



The versatile design of the perineal cutouts combined with the use of J stirrups, leg holders, or adjustable stirrups gives excellent, on-demand surgical access during gynecologic, abdominal, urologic, lithotomic, and laparoscopic surgeries. The table not only provides extremely long lower-body C-arm image coverage for lithotomic procedures, but also facilitates the use of Auvard weighted speculum and Da Vinci Robotic Surgical System during OB/GYN (obstetrics and gynecology) procedures. The unobstructed radiolucent tabletop and low-profile base supply the surgeon with superior image coverage and ample KUB (kidneys, ureters, and bladder) access, while leaving room for the fluid collection system.

### Essential Accessories

- J Stirrups or Leg Holders with Clark Socket (2) or adjustable stirrups with Side Rail Locks (2)
- Drain Pan or Uro Catcher System with Fluid Collector Bags
- Lateral Supports (2) with Side Rail Locks (2)
- Anesthesia Screen with Clark Socket (1)
- Restraint Strap
- Arm Boards

## Gall Bladder and Thoracic



## Lateral Kidney and Thoracic

(The use of a double-joint head section is recommended.)



The patient can easily be situated laterally or in a supine position, and the use of the Flex function button and/or Kidney elevator aids surgical access.

### Essential Accessories

- Lateral Supports (2 or 3) with Side Rail Locks (2 or 3)
- Multi-task Arm Board with Clark Socket (1)
- Anesthesia Screen with Clark Socket (1)
- Foot Rest with Side Rail Locks (2)
- Restraint Strap
- Arm Board(s)

### Nissen Fundoplication



The electro-hydraulically powered short leg section provides excellent support to the patient and is adjustable during surgery. This eliminates the need of reverse Trendelenburg straps and power-lift stirrups while maintaining maximum endoscopic access to the esophagus and stomach area.

#### Essential Accessories

- Multi-task Arm Board with Clark Socket (2)
- Lateral Supports (2) with Side Rail Locks (2)
- Adjustable Stirrups with Side Rail Locks (2)

### Seated Position



In reverse orientation, the table creates ample leg room while patient is in a seated position, and the extensive articulation of the back section (which is the leg section in normal orientation) provides excellent surgical access. 30° Trendelenburg movement forms an ideal angle for Extracorporeal Membrane Oxygenation (ECMO) technique.

#### Essential Accessories

- Multi-task Arm Boards with Clark Socket (2)
- Lateral Supports (2) with Side Rail Locks (2)
- Restraint Strap

### Shoulder Surgery (Arthroscopy)



In reverse orientation, the leg extension is removed and the shoulder attachment is attached to the powered leg section, ensuring accessibility to the anterior and posterior of the shoulder area.

#### Essential Accessories

- Multi-task Arm Board with Clark Socket (1)
- Lateral Support with Side Rail Locks (1)
- Shoulder Attachment
- Restraint Strap

### Total Hip (The use of a double-joint head section is recommended.)



In reverse orientation with longitudinal slide feature, the joint of the flexed table can travel over the table base, thus allowing a C-arm to go deep underneath the tabletop for the imaging of the total hip.

#### Essential Accessories

- Multi-task Arm Board with Clark Socket (1)
- Lateral Support (2) with Side Rail Locks (2)
- Anesthesia Screen with Clark Socket (1)
- Pubis-sacrum-sternum Support (1)
- Foot rest with Side Rail Locks (2)
- Restraint Strap
- Arm Board

**Rectal Surgery (kneeling position)**



**Neurosurgery  
(lumbar and sacrum vertebra)**



**Neurosurgery  
(thoracic vertebra)**



**Neurosurgery  
(cervical vertebra)**

With the appropriate accessories and the patient in kneeling position, the extraordinary height of T1000 Series can easily meet the demands of rectal surgery. For lumbar and sacrum vertebra surgery, the foot supports should be removed, and the angle of the leg sections should be adjusted to level or close to level for better C-arm access (position not shown). In reverse orientation, the table creates ample space beneath the tabletop and also gives

the surgeon excellent access to the thoracic or cervical vertebra areas during spinal neurosurgery.

**Essential Accessories**

- Dorsal Cushion or Spinal Frame or Radiolucent Spine Surgery Frame
- Lateral Supports (2) with Side Rail Locks (2)
- Morgan Pelvic Rest with Clark Sockets (2)
- Foot rest with Side Rail Locks (2)
- Multi-positioning Base Unit
- Horseshoe Headrest
- Swivel Adaptor
- Restraint Strap
- Arm Boards



**Neurosurgery  
(Prone Brain)**



**Neurosurgery  
(Lateral Brain)**



**Neurosurgery  
(Seated Brain)**

In reverse orientation, the table creates ample space beneath the tabletop or the back section for prone, supine, lateral, or seated craniotomy, and it also gives the surgeon excellent access to the cranial area. With the “N” option, the height of the tabletop can be lowered to 54 cm.

**Essential Accessories**

- Crossbar Adapter for Base Unit with Clark Socket (2)
- Multi-Task Arm Boards (2) with Clark Socket (2)
- Lateral Supports (2) with Side Rail Locks (2)
- Multi-positioning Base Unit
- Skull Clamp with Skull Pins
- Swivel Adaptor
- Restraint Strap
- Arm Boards



### Cardiovascular in Normal Orientation



### Cardiovascular extended with Leg Extension



### Cardiovascular in Reverse Orientation



In normal orientation, by attaching the head section to the leg extension or by attaching the leg extension between the head and back sections, the T1000 Series provides unobstructed C-arm access for cardiovascular surgery and femoro-popliteal bypass surgery. In reverse orientation (patient weight capacity drops to 600 lb / 273 kg), the table also provides unobstructed C-arm access for cardiovascular surgery and femoro-popliteal bypass surgery.

#### Essential Accessories

- Foot Rest with Side Rail Locks (2)
- Restraint Strap
- Arm Boards

### Ophthalmic and Plastic Surgery



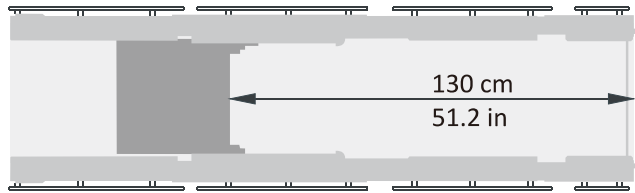
With the combination of the height adjustment and reverse orientation functions, the T1000 Series provides a comfortable working environment for a seated surgeon and ample room for necessary equipment. With the "N" option, the height of the tabletop can be lowered to 54 cm.

#### Essential Accessories

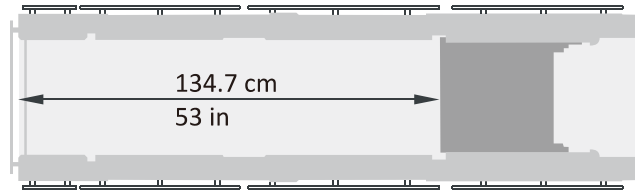
- Ophthalmic Headrest with Surgeon Wrist Support
- Foot Controller
- Restraint Strap
- Arm Boards

# C-ARM IMAGE COVERAGE

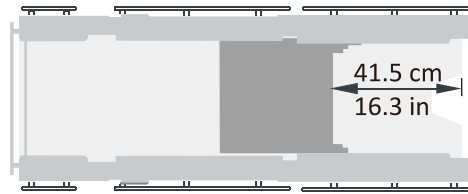
## Models with the S option



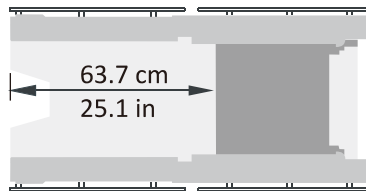
**UPPER BODY**  
Reverse orientation  
Slid to head end



**UPPER BODY**  
Normal orientation  
Slid to head end  
(head + leg extension + table)

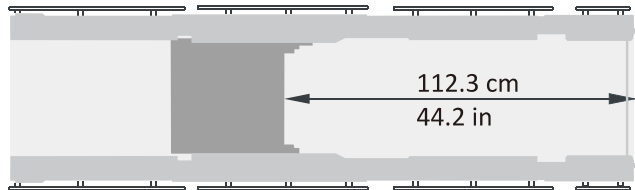


**LOWER BODY**  
Normal orientation  
Slid to leg end

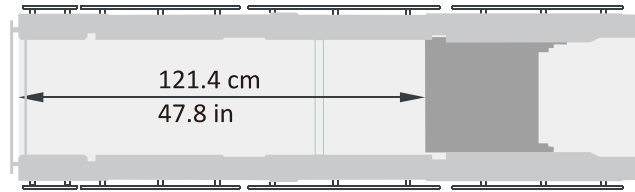


**LOWER BODY**  
Reverse orientation  
Slid to leg end

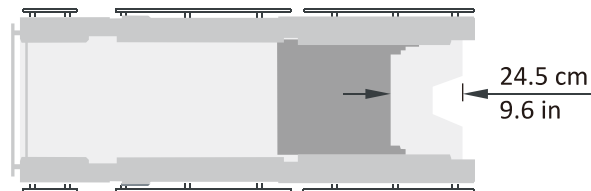
## Models without the S option



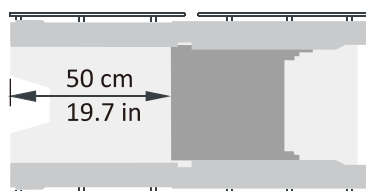
**UPPER BODY**  
Reverse orientation



**UPPER BODY**  
Normal orientation  
(head + leg extension + table)



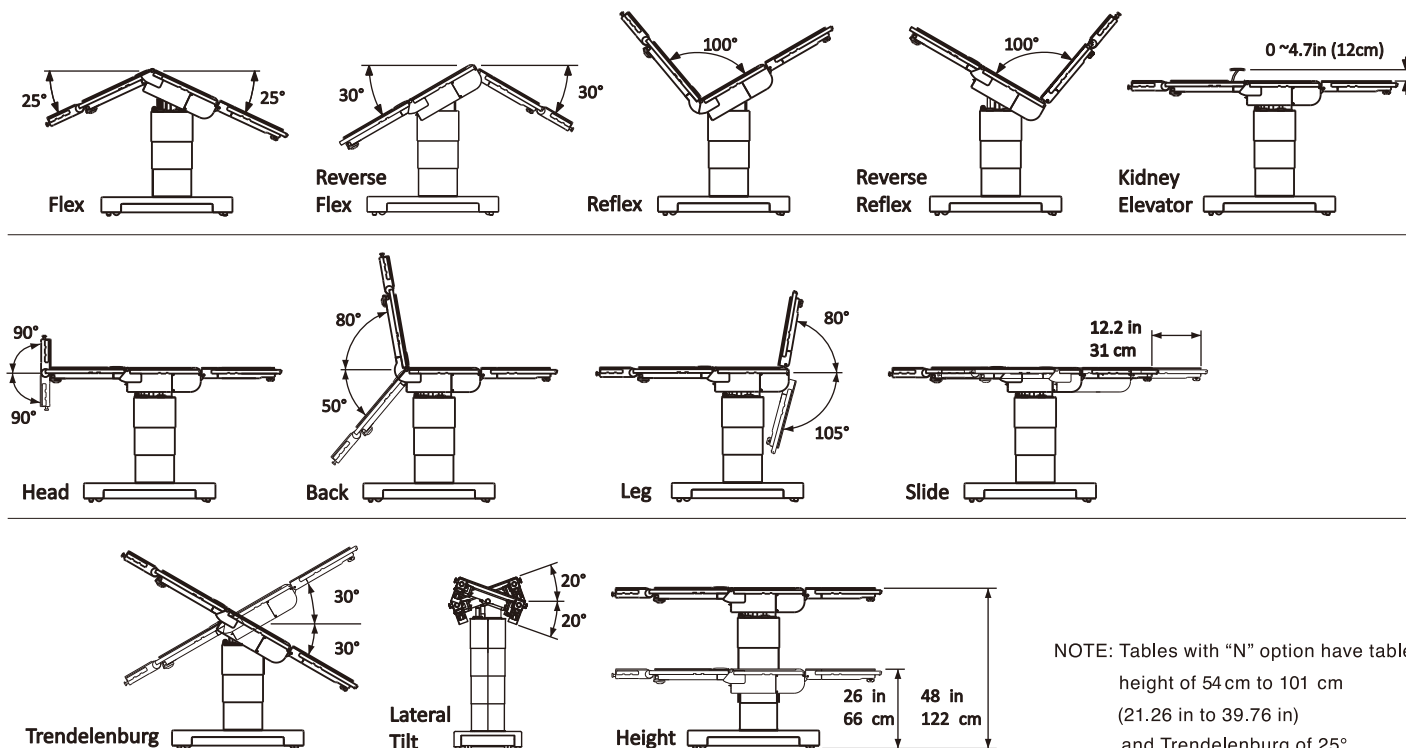
**LOWER BODY**  
Normal orientation



**LOWER BODY**  
Reverse orientation

NOTE: All imaging coverage is 14 inches wide.

# RANGE OF TABLE MOVEMENTS



NOTE: Tables with "N" option have table height of 54 cm to 101 cm (21.26 in to 39.76 in) and Trendelenburg of 25°.

# ACCESSORY LIST

Item ID	Description	Item ID	Description
ACC0001	Clark Socket, for 3/8" x 1 1/8" Safety Side Rail	ACC0029	Morgan Pelvic Rest
ACC0004	Side Rail Locks, for 3/8" x 1 1/8" Side Rail	ACC0030	Uro Catcher System
ACC0006	Anesthesia Screen	ACC0031	Fluid Collector Bags
ACC0007	Winged Anesthesia Screen	ACC0032	Plastic Drain Pan
ACC0008	Infusion Stand	ACC0035	Adjustable Headrest Adapter
ACC0009	Arm Board	ACC0036	Ophthalmic Headrest with Surgeon Wrist Support
ACC0010	Multi-Task Arm Board	ACC0041	Transfer Board
ACC0012	Hourglass Table	ACC0042	Shoulder Attachment
ACC0013	Shoulder Support (Left)	ACC0045	Foot Controller
ACC0014	Shoulder Support (Right)	ACC0046	Cassette Top for T1000 Series
ACC0015	Lateral Support	ACC0047	Cassette Top for T1000K Series
ACC0016	Metal Drain Pan	ACC0051	Table Width Extender
ACC0019	Leg Holder	ACC0053	Elite Stirrups
ACC0020	J Stirrup	ACC0061	T1000 Orthopedic Extension
ACC0022	Foot Rest	ACC0100	Multi-positioning Base Unit
ACC0025	Restraint Strap	ACC0102	Swivel Adaptor
ACC0028	Dorsal Cushion	ACC0103	Horseshoe Headrest with Extension Bar, adult

Please refer to the Accessory Catalog for comprehensive product range and information.

Duty Cycle: 100% with foot pump or 50% w/o foot pump (operate 5 minutes and rest 5 minutes)  
 Power Requirements  
 AC 110V / 300 VA, 50 / 60 Hz or  
 AC 220V / 300 VA, 50 / 60 Hz; single phase

Battery Capacity  
 Main Battery Set: 24V, 14 Ah (12V / 14Ah x 2, per each model)  
 Sub Battery Set: 24V, 2.3Ah  
 (12V / 2.3Ah x 2, for models with S and P suffixes)



## THE T1000 SERIES SURGICAL TABLE



AMTAI Medical Equipment, Inc.  
An ISO 13485 Certified Manufacturer

5605 Primavera Ct.  
Raleigh, NC 27616,  
USA

Tel: +1 919-872-1803  
[sales@amtai.com](mailto:sales@amtai.com)  
[service@amtai.com](mailto:service@amtai.com)  
[www.amtai.com](http://www.amtai.com)

**Advanced Medical Technology And Innovation**

**AMTAI**  
USA